

2021-22 Texas Academic Performance Report (TAPR)

District Name: HURST-EULESS-BEDFORD ISD

Campus Name: BELL MANOR EL

Campus Number: 220916116

2022 Accountability Rating: A

Distinction Designations:

Academic Achievement in ELA/Reading

Academic Achievement in Mathematics

Academic Achievement in Science

Top 25 Percent: Comparative Academic Growth

Top 25 Percent: Comparative Closing the Gaps

Postsecondary Readiness

This page is intentionally blank.

Texas Education Agency
2021-22 STAAR Performance (TAPR)
BELL MANOR EL (220916116) - HURST-EULESS-BEDFORD ISD - TARRANT COUNTY

School
Year

State

District

Campus

African
American

Hispanic

White



Texas Education Agency
 2021-22 Bilingual Education/English as a Second Language (Current EB Students/EL) (TAPR)
 BELL MANOR EL (220916116) - HURST-EULESS-BEDFORD ISD - TARRANT COUNTY

Due to the cancellation of spring 2020 STAAR, 2022 and 2019 School progress and STAAR progress measure data are shown.

	School Year	State	District	Campus	Total Bilingual Education	BE-Trans Early Exit	BE-Trans Late Exit	BE-Dual Two-Way	BE-Dual One-Way	ALP Bilingual (Exception)	Total ESL	ESL Content-Based	ESL Pull-Out	ALP ESL (Waiver)	EB/EL with Parental Denial	Never EB/EL	Total EB/EL (Current)	Monitored & Former EB/EL
All Grades Mathematics	2022	69%	81%	80%	-	-	-	-	-	-	81%	-	81%	-	-	79%	82%	100%
	2019	70%	76%	77%	-	-	-	-	-	-	70%	-	70%	-	*		72%	

* Indicates results are masked due to small numbers to protect student confidentiality.

- Indicates there are no students in the group.

Blank cell indicates there are no data available in the group.






Texas Education Agency
 2021-22 STAAR Participation (TAPR)
 BELL MANOR EL (220916116) - HURST-EULESS-BEDFORD ISD - TARRANT COUNTY

	State	District	Campus	African American	Hispanic	White	American Indian	Asian	Pacific Islander	Two or More Races	Special Ed (Current)	Special Ed (Former)	Continuously Enrolled	Non-Continuously Enrolled	Econ Disadv	EB EL (Current & Monitored)
Not Included in Accountability: Other Exclusions	0%	1%	0%	0%	0%	0%	*	*	0%	*	0%	*	0%	0%	0%	0%
Not Tested	13%	5%	8%	13%	8%	9%	*	*	0%	*	15%	*	10%	6%	6%	0%
Absent	2%	2%	1%	0%	4%	0%	*	*	0%	*	0%	*	2%	0%	2%	0%
Other	10%	3%	7%	13%	4%	9%	*	*	0%	*	15%	*	8%	6%	4%	0%

* Indicates results are masked due to small numbers to protect student confidentiality.
 - Indicates there are no students in the group.

Texas Education Agency
 2021-22 Attendance, Graduation, and Dropout Rates (TAPR)
 BELL MANOR EL (220916116) - HURST-EULESS-BEDFORD ISD - TARRANT COUNTY

	State	District	Campus	African American	Hispanic	White	American Indian	Asian	Pacific Islander	Two or More Races	Special Ed	Econ Disadv	EB/EL
Attendance Rate													
2020-21	95.0%	97.4%	96.4%	96.5%	96.5%	96.5%	94.0%	99.1%	94.6%	96.3%	95.0%	96.0%	97.1%
2019-20	98.3%	99.0%	98.9%	98.8%	99.1%	98.9%	*	98.6%	98.2%	99.0%	97.7%	98.9%	99.6%



Texas Education Agency
 2021-22 Attendance, Graduation, and Dropout Rates (TAPR)
 BELL MANOR EL (220916116) - HURST-EULESS-BEDFORD ISD - TARRANT COUNTY

	State	District	Campus	African American	Hispanic	White	American Indian	Asian	Pacific Islander	Two or More Races	Special Ed	Econ Disadv	EB/EL
Graduates, TxCHSE, and Continuers	93.8%	98.9%	-	-	-	-	-	-	-	-	-	-	-
Class of 2019													
Graduated	92.0%	98.7%	-	-	-	-	-	-	-	-	-	-	-
Received TxCHSE	0.5%	0.2%	-	-	-	-	-	-	-	-	-	-	-
Continued HS	1.3%	0.1%	-	-	-	-	-	-	-	-	-	-	-
Dropped Out	6.1%	0.9%	-	-	-	-	-	-	-	-	-	-	-
Graduates and TxCHSE	92.6%	99.0%	-	-	-	-	-	-	-	-	-	-	-
Graduates, TxCHSE, and Continuers	93.9%	99.1%	-	-	-	-	-	-	-	-	-	-	-
6-Year Extended Longitudinal	0.855	0.894	0.808	0.855	0.894	0.14	0.000	0.000	0.000	0.000	0.000	0.000	0.891



Texas Education Agency
 2021-22 Attendance, Graduation, and Dropout Rates (TAPR)
 BELL MANOR EL (220916116) - HURST-EULESS-BEDFORD ISD - TARRANT COUNTY

	State	District	Campus	African American	Hispanic	White	American Indian	Asian	Pacific Islander	Two or More Races	Special Ed	Econ Disadv	EB/EL
Class of 2021	81.9%	86.2%	-	-	-	-	-	-	-	-	-		

There is no data for this campus.

Texas Education Agency
2021-22 Student Information (TAPR)
BELL MANOR EL (220916116) - HURST-EULESS-BEDFORD ISD - TARRANT COUNTY

--	--	--	--	--	--	--	--	--	--

--	--	--	--	--	--	--	--	--	--

--	--	--	--	--	--	--	--	--	--

--	--	--	--	--	--	--	--	--	--

Texas Education Agency
2021-22 Student Information (TAPR)
BELL MANOR EL (220916116) - HURST-EULESS-BEDFORD ISD - TARRANT COUNTY

	--Non-Special Education Rates--				

Texas Education Agency
 2021-22 Staff Information (TAPR)
 BELL MANOR EL (220916116) - HURST-EULESS-BEDFORD ISD - TARRANT COUNTY

Staff Information	----- Campus -----		District	State
	Count/Average	Percent		
Total Staff	65.9	100.0%	100.0%	100.0%
Professional Staff:	53.0	80.4%	67.7%	64.1%
Teachers	42.3	64.1%	53.3%	49.3%
Professional Support	8.7	13.2%	10.5%	10.7%
Campus Administration (School Leadership)	2.0	3.0%	2.8%	2.9%
Educational Aides:	12.9	19.6%	8.7%	11.1%
Librarians and Counselors (Headcount):				
Full-time Librarians	1.0	n/a	25.0	4,194.0
Part-time Librarians	0.0	n/a	0.0	607.0
Full-time Counselors	1.0	n/a	45.0	13,550.0
Part-time Counselors	0.0	n/a	0.0	1,176.0
Total Minority Staff:	16.0	24.2%	33.2%	52.1%
Teachers by Ethnicity:				
African American	4.0	9.5%	7.6%	11.2%
Hispanic	3.0	7.1%	14.2%	28.9%
White	35.3	83.5%	74.4%	56.4%
American Indian	0.0	0.0%	0.7%	0.3%
Asian	0.0	0.0%	2.2%	1.9%
Pacific Islander	0.0	0.0%	0.2%	0.1%
Two or More Races	0.0	0.0%	0.6%	1.2%
Teachers by Sex:				
Males	2.2	5.3%	19.0%	24.1%
Females	40.0	94.7%	81.0%	75.9%
Teachers by Highest Degree Held:				
No Degree	0.0	0.0%	0.4%	1.4%
Bachelors	26.0	61.5%	65.5%	72.6%
Masters	16.3	38.5%	33.0%	25.2%
Doctorate	0.0	0.0%	1.1%	0.8%
Teachers by Years of Experience:				
Beginning Teachers	0.0	0.0%	4.1%	7.9%
1-5 Years Experience	9.0	21.4%	22.3%	26.7%
6-10 Years Experience	10.0	23.6%	24.5%	20.6%
11-20 Years Experience	11.3	26.6%	30.4%	28.6%
21-30 Years Experience	10.0	23.6%	15.8%	13.2%
Over 30 Years Experience	2.0	4.7%	3.0%	2.9%

Texas Education Agency
 2021-22 Staff Information (TAPR)
 BELL MANOR EL (220916116) - HURST-EULESS-BEDFORD ISD - TARRANT COUNTY

Staff Information	----- Campus -----		District	State
	Count/Average	Percent		
Number of Students per Teacher	14.9	n/a	15.9	14.6

Staff Information	Campus	District	State
Experience of Campus Leadership:			
Average Years Experience of Principals	3.0	6.9	6.3
Average Years Experience of Principals with District	3.0	6.6	5.4
Average Years Experience of Assistant Principals	4.0	5.7	5.5
Average Years Experience of Assistant Principals with District	4.0	5.1	4.8
Average Years Experience of Teachers:			
Average Years Experience of Teachers:	14.0	12.3	11.1
Average Years Experience of Teachers with District:	9.2	7.8	7.2
Average Teacher Salary	627.84	349.2	0.14 13.1 re B

Texas Education Agency
2021-22 Staff Information (TAPR)
BELL MANOR EL (220916116) - HURST-EULESS-BEDFORD ISD - TARRANT COUNTY

- Indicates there is no data for the item.
- * Indicates results are masked due to small numbers.
- ** When only one student disability or assessment group is masked, then the second smallest student disability or assessment group is masked regardless of size.
- n/a Indicates data reporting is not applicable for this group.
- ? Indicates that the data for this item were statistically improbable or were reported outside a reasonable range.

Link to: [PEIMS Financial Standard Reports 2020-21 Financial Actual Report](#)
(To open link in a new window, press the "Ctrl" key and click on the link.)